



Ministério  
da Saúde



*Vacinas salvam vidas!*

# COVID-19 VACCINATION BULLETIN

**PERIODICITY:** Weekly

**EDITION:** Nº 76, January 4th, 2023

## HIGHLIGHTS

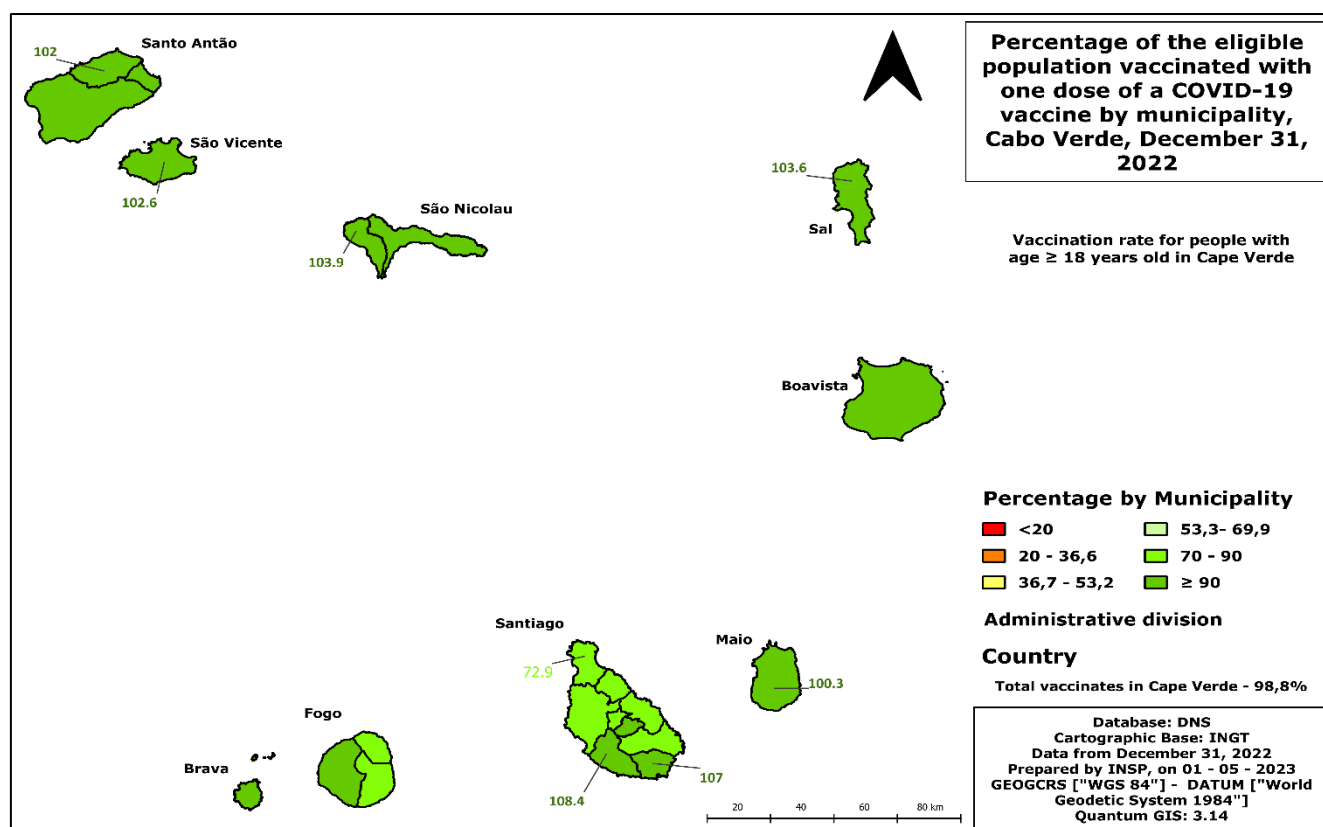
- The Covid-19 vaccination campaign started in March, 2021 in accordance with the National Plan for the Introduction of Vaccination against COVID-19 published in the Official Bulletin No. 19, February 18, 2021;
- As of December 31, approximately 321807 (98.8% of the target population) were vaccinated with the first dose of the vaccine against COVID-19 and 281914 (86.6%) of the eligible population were vaccinated with the second dose;
- By December 31, 110.4% (242488) of the general eligible population ( $\geq 18$  years of age who do not belong to the risk groups defined in the PNIV against COVID-19) had been vaccinated with the first dose;
- As of December 31, the country had administered 845060 (74.6%) of the vaccines received through the COVAX mechanism and donations from partner countries;
- As of December 31, 47972 adolescents (89.2% of the eligible population) were vaccinated with one dose against Covid-19 and 40667 (75.6%) were fully vaccinated.
- As of December 31, 127539 (39.1%) booster doses had been administered in adults.
- As of December 31, a total of 28745 (43.5%) children from 5 to 11 years old have been vaccinated with the first dose of the vaccine against COVID-19 and 21113 (32%) were fully vaccinated.

# NATIONAL VACCINATION RATE- 1<sup>st</sup> dose

Table 1. The number of people vaccinated with one dose against COVID-19 by municipality, Cabo Verde, December 31, 2022

Municipality	Nº of Adults vaccinated with 1 doses	Eligible population (≥ 18 years)	% Vaccinated
Ribeira Grande de Santiago	5448	5028	108,4
Praia	102312	95605	107,0
Tarrafal de São Nicolau	3771	3631	103,9
Sal	23048	22243	103,6
São Vicente	55923	54497	102,6
Ribeira Grande de Santo Antão	11009	10792	102,0
Maio	4308	4293	100,3
Paúl	4177	4213	99,1
São Lourenço dos Órgãos	4097	4124	99,3
Boa Vista	8314	8378	99,2
Porto Novo	10836	10976	98,7
Ribeira Brava	4800	4972	96,5
São Filipe	12915	13694	94,3
Brava	3331	3680	90,5
São Domingos	7981	8898	89,7
Santa Catarina de Santiago	21342	23838	89,5
Santa Catarina do Fogo	2587	2939	88,0
Santa Cruz	13050	15165	86,1
São Miguel	6841	8211	83,3
Mosteiros	4211	5107	82,5
São Salvador do Mundo	3641	4789	76,0
Tarrafal de Santiago	7865	10790	72,9
<b>Total</b>	<b>321807</b>	<b>325863</b>	<b>98,8</b>

As of December 31, **321 807 (98.7%)** individuals were vaccinated with the first dose, **35** more than in the previous week.



Source: MS

Map prepared by the National Health Observatory, INSP

Figure 1. Percentage of the eligible population vaccinated with one dose of a COVID-19 vaccine by municipality, Cabo Verde, December 31, 2022

## Actions carried out

- Publication of the National Plan for the Introduction of Vaccination against Covid-19  
[https://Covid19.cv/wp-content/uploads/2021/02/bo\\_18-02-2021\\_19-ok.pdf](https://Covid19.cv/wp-content/uploads/2021/02/bo_18-02-2021_19-ok.pdf)
- Official publication of the establishment of the National Committee for the management of adverse events following immunization (AEFI).  
([https://www.incv.cv/images/legislacao/Resolucao-n-38\\_2021.pdf](https://www.incv.cv/images/legislacao/Resolucao-n-38_2021.pdf))
- Publication of Resolution No. 82/2021, which approved the requirement to present a valid negative RT-PCR or antigen test result, every fourteen days, or a COVID Vaccination Certificate, by public and private service providers that provide customer services or who have direct contact with the public, as well as those who share common spaces and means of transport with them, as a public health protection measure and to reinforce vaccination efforts, in view of the COVID-19 pandemic. [https://Covid19.cv/wp-content/uploads/2021/08/bo\\_23-08-2021\\_81.pdf](https://Covid19.cv/wp-content/uploads/2021/08/bo_23-08-2021_81.pdf)
- Approval of the COVID-19 Certificate, as a document proving the low risk of its holder being an active COVID-19 patient and as a measure to facilitate free movement and the carrying out of activities in the context of the Covid-19 pandemic. Approval of issuance, verification, and acceptance of COVID Certificates from Cabo Verde and recognition of COVID Certificates issued by other countries or multilateral institutions. [https://Covid19.cv/wp-content/uploads/2021/07/bo\\_30-07-2021\\_75.pdf](https://Covid19.cv/wp-content/uploads/2021/07/bo_30-07-2021_75.pdf)
- Start of Vaccination of Adolescents from 12 to 17 years old with the Pfizer vaccine. The vaccination strategy used was vaccination in schools and high schools in the country, requiring parental authorization by signing the consent form.

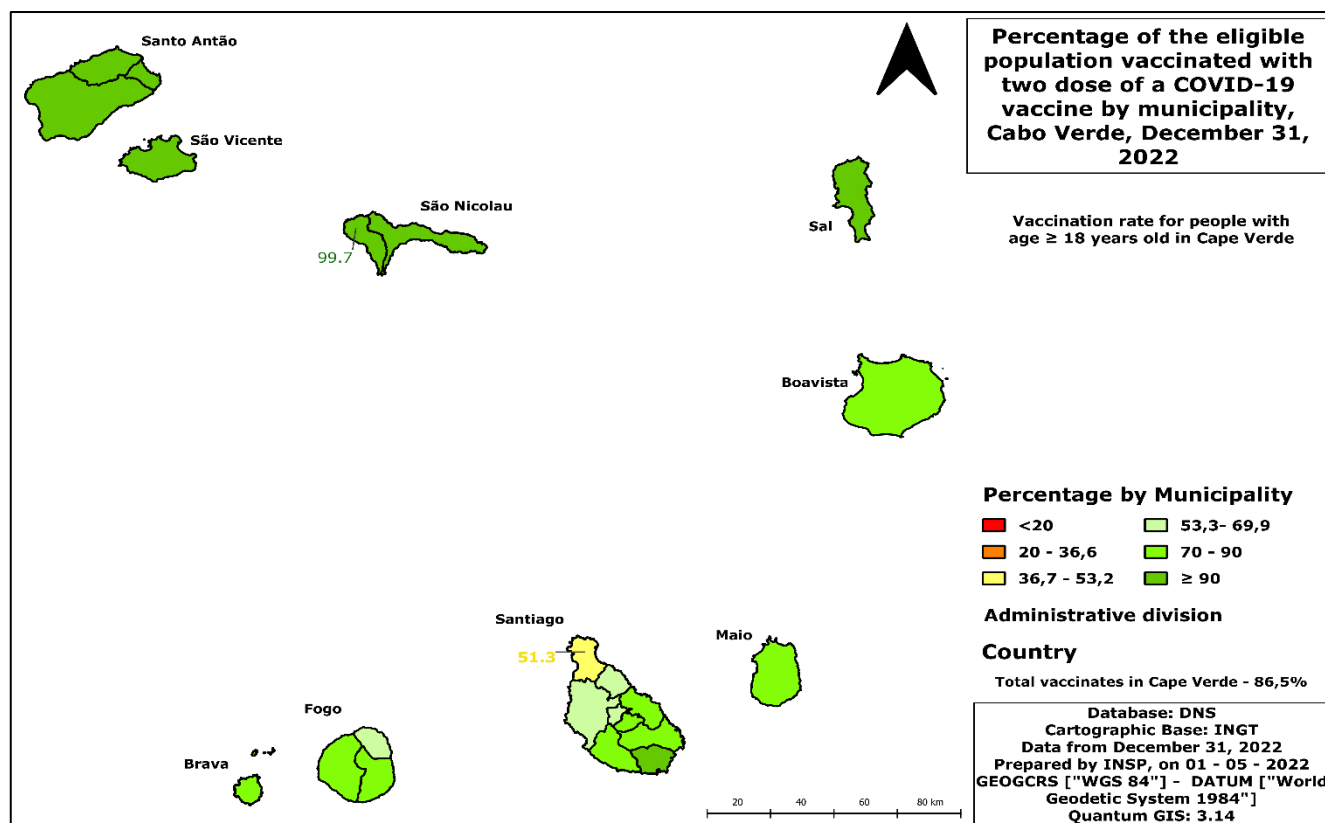
- Beginning of the application of the booster dose or 3rd dose to people over 60 years of age, people with chronic illnesses, Health Professionals, Firefighters, Civil Protection professionals, professionals at entry points, Police, Military personnel, teachers and support staff at schools, Civil Aviation and Maritime professionals as well as workers in the Tourism sector. This measure started from December 1st, 2021 according to directive nº 14/DN2021. <https://Covid19.cv/wp-content/uploads/2022/01/Diretiva-14-2021-sobre-dose-de-reforco-e-grupos-alvo.pdf>
- The application of booster doses is now available to the general population over 18 years of age who had taken the 2nd dose of the vaccine, for more than 3 months and the Moderna Vaccine is being used in accordance with DNS directive, from January 4, 2022.
- The Ministry of Healthy has introduced the vaccination against COVID-19 in children from 5 to 11 years old, through the Extended Vaccination Program, in healthy centers, kindergarten and schools. <https://minsaude.gov.cv/noticias/primeiro-ministro-lanca-a-campanha-de-vacinacao-contra-covid19-para-criancas-dos-5-aos-11-anos/>.

## NATIONAL VACCINATION RATE – 2<sup>nd</sup> dose

Table 2. Percentage of people fully vaccinated against COVID-19 by municipality, Cabo Verde, December 31, 2022

Municipality	Nº of Adults vaccinated with 2 doses	Eligible population (≥ 18 years)	% Vaccinated
Tarrafal de São Nicolau	3621	3631	99,7
Ribeira Grande de Santo Antão	10474	10792	97,1
São Vicente	52983	54497	97,2
Sal	21207	22243	95,3
Paúl	3937	4213	93,4
Porto Novo	10238	10976	93,3
Praia	89042	95605	93,1
Ribeira Brava	4532	4972	91,2
Maio	3862	4293	90,0
Boa Vista	7406	8378	88,4
São Filipe	11577	13694	84,5
Brava	3087	3680	83,9
São Lourenço dos Órgãos	3461	4124	83,9
São Domingos	7220	8898	81,1
Santa Cruz	11389	15165	75,1
Ribeira Grande de Santiago	3647	5028	72,5
Santa Catarina do Fogo	2065	2939	70,3
Mosteiros	3526	5107	69,0
Santa Catarina de Santiago	15476	23838	64,9
São Miguel	4870	8211	59,3
São Salvador do Mundo	2758	4789	57,6
Tarrafal de Santiago	5536	10790	51,3
<b>Total</b>	<b>281914</b>	<b>325863</b>	<b>86,5</b>

By December 31, 281 914 (86.5%) people had been vaccinated with the two doses, 0 more people than in the previous week.



Source: MS

Figure 2. Percentage of the eligible population vaccinated with two dose of a COVID-19 vaccine by municipality, Cabo Verde, December 31, 2022

Table 3. Number of vaccine doses received by Cabo Verde, December 31, 2022

Vacina/Fabricante	Number of vaccine doses	Date received	Mecanismo
AstraZeneca/SII	24 000	12/03/2021	COVAX
Pfizer	5 850	14/03/2021	COVAX
AstraZeneca	24 000	14/05/2021	Donation by Portugal
AstraZeneca	31 200	04/06/2021	COVAX/ Donation by – France
AstraZeneca	100 000	07/06/2021	Donation by Hungary
Sinopharm	50000	11/06/2021	Donation by China
AstraZeneca	150 000	05/07/2021	Donation by Holland
AstraZeneca	24 000	16/07/2021	Donation by Portugal
AstraZeneca	150 000	03/09/2021	Donation by Eslovénia
AstraZeneca	56000	13/09/2021	Donation by Luxemburg
Moderna	100100	03/10/2021	COVAX/ Donation by USA
AstraZeneca	30 000	29/11/2021	Donation by Portugal
Pfizer	64350	07/12/2021	COVAX/ Donation by – USA
Pfizer	70200	10/12/2021	COVAX/ Donation by – USA
Pfizer	65520	13/12/2021	COVAX/ Donation by – USA
Pfizer	100 620	02/03/2022	COVAX/ Donation by – USA
Pfizer (pediatric doses)	52800	23/07/2022	COVAX/ Donation by – USA
Pfizer (pediatric doses)	33600	07/11/2022	COVAX/ Donation by – USA
Total	1 132 240	Administared: 845060 (74,6%)	

As of the December 31, Cabo Verde had administered **845060 (74.6%)** doses of the available vaccines.

*Table 4. Number of people vaccinated against COVID-19 by risk groups, Cabo Verde, December 31, 2022*

Groups	Estimated population in the National Vaccination Plan ( $\geq$ 18 years)	Number of people vaccinated with the 1st dose	Percentage (%)
Health professionals	4272	5094	119,2
People with and over 60 years	49080	43595	88,8
People with chronic illness (diabetes, cardiovascular disease, etc.)	24500	13182	53,8
Personnel of the tourism industry	11280	4849	43,0
Personnel of International Points of Entry (ports and airports)	1500	1448	96,5
Teachers and support staff in schools	10000	6675	66,8
Police	1943	1741	89,6
Military	1775	1387	78,1
Fire Department and Civil Protection Personnel	320	300	93,8
Civil Aviation and Maritime Personnel*	1500	1020	68,0
General eligible population (people $\geq$ 18 years not belonging to any of the groups mentioned above)	219693	242488	110,4
<b>Total of the eligible population</b>	<b>325863</b>	<b>321807</b>	<b>98,8</b>

*\* Following the guidelines of WHO/ICAO/ILO/IMO/ IOM (Joint Statement on prioritization of COVID-19 vaccination for seafarers and aircrew, 25 march, 2021)*

From the June 28 to December 31, 2022, **132966** young people aged between 18 and 39 years had received the one (1) dose of the vaccine against COVID-19, this represents **73.9%** of the estimated population in this age group for the current year, (data from Census 2021 by INE).

In relation to the booster dose, **127539** doses have been administered in adults (**39.1%** of the eligible adult population).

## Adolescent vaccination rates

Table 5. Percentage of eligible adolescents vaccinated with one dose against COVID-19, December 31, 2022.

Municipality	Estimated population between 12 and 17 years	Number of adolescents vaccinated with the 1st dose	%
São Lourenço do Órgãos	751	808	107,6
Tarrafal de São Nicolau	593	606	102,2
Maio	713	720	101,0
Ribeira Grande de Santo Antão	1529	1536	100,5
Paúl	563	557	98,9
Ribeira Brava	769	749	97,4
Praia	15511	15173	97,8
São Vicente	7234	7019	97,0
Porto Novo	1810	1682	92,9
São Domingos	1759	1577	89,7
Brava	610	539	88,4
Santa Catarina de Fogo	574	517	90,1
São Filipe	2389	2039	85,3
Santa Catarina de Santiago	4561	3789	83,1
Sal	3487	2845	81,6
Boa Vista	1190	965	81,1
São Miguel	1608	1289	80,2
Ribeira Grande de Santiago	899	702	78,1
Mosteiros	1001	737	73,6
Santa Cruz	3165	2284	72,2
Tarrafal de Santiago	2071	1257	60,7
São Salvador do Mundo	976	582	59,6
<b>Total</b>	<b>53763</b>	<b>47972</b>	<b>89,2</b>

As of December 31, 2022, **47972 (89.2%)** of the estimated eligible adolescent population were vaccinated with one against Covid-19 and **40667 (75.6%)** were fully vaccinated.

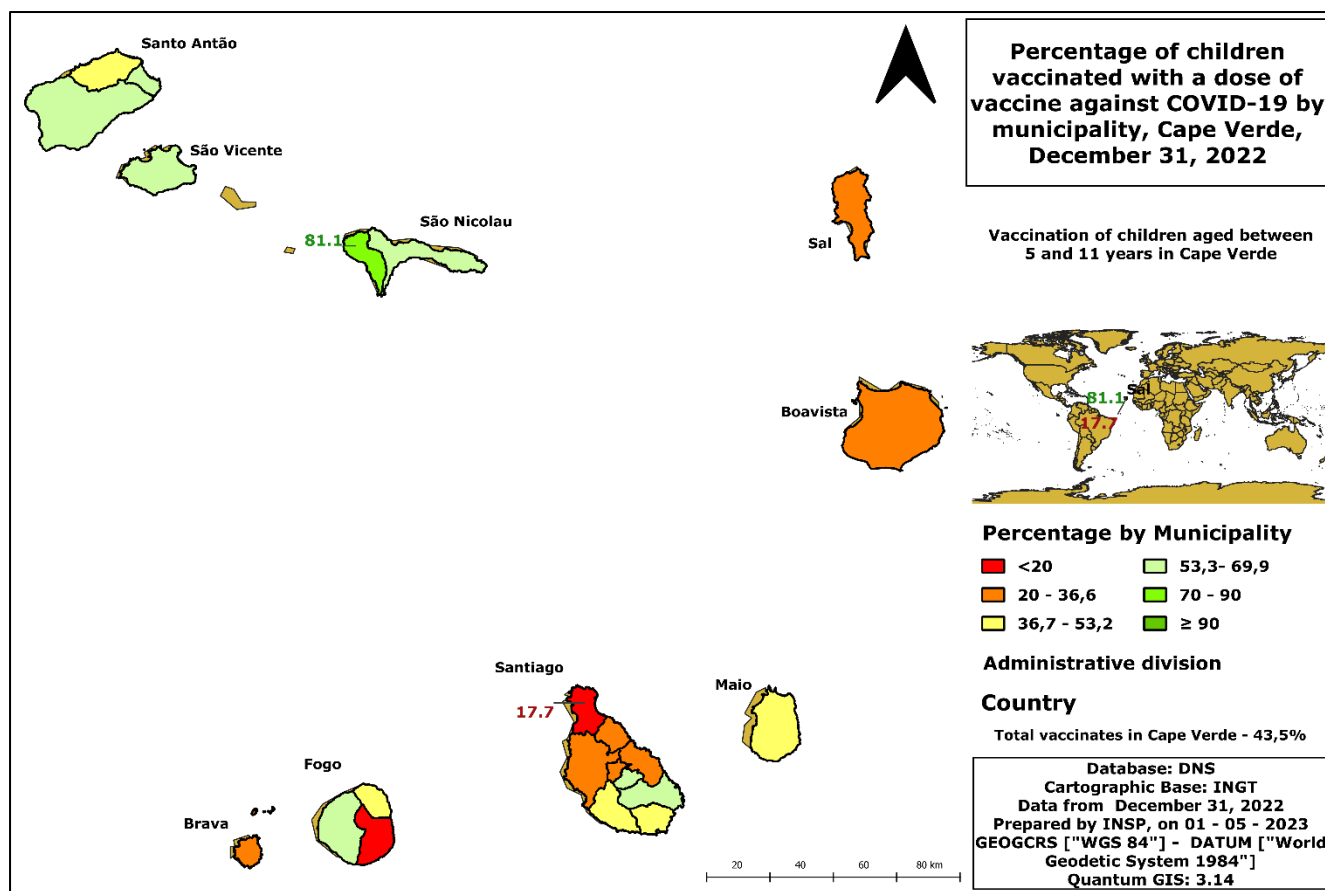
## Vaccination rates in children from 5 to 11 years

Table 6. Percentage of eligible children vaccinated with one dose against COVID-19, December 31, 2022.

Municipality	Estimated population between 5 and 11 years	Number of children vaccinated with the 1st dose	%
Tarrafal de São Nicolau	661	536	81,1
Ribeira Brava	789	529	67,0
Porto Novo	2117	1406	66,4
São Vicente	8377	5362	64,0
São Domingos	2070	1275	61,6
Paúl	642	397	61,8
São Lourenço dos Órgãos	852	492	57,7
São Filipe	2840	1552	54,6
Maio	792	377	47,6
Ribeira Grande de Santiago	1058	516	48,8
Mosteiros	1180	479	40,6
Praia	20109	8178	40,7
Ribeira Grande de Santo Antão	1782	714	40,1
Sal	4481	1615	36,0
São Salvador do Mundo	1024	324	31,6
Santa Cruz	4091	1348	33,0
Santa Catarina de Santiago	5699	1952	34,3
Brava	811	250	30,8
São Miguel	1837	523	28,5
Boa Vista	1810	376	20,8
Santa Catarina do Fogo	674	123	18,2
Tarrafal de Santiago	2381	421	17,7
<b>Total</b>	<b>66077</b>	<b>28745</b>	<b>43,5</b>

As of December 31, a total of **28745 (43.5%)** children from 5 to 11 years have been vaccinated with the first dose of the vaccine against COVID-19, 20 more than in the previous week and **21113 (32%)** were fully vaccinated.





## Recommendations from health authorities

- If you experience any symptoms after vaccination, contact the nearest health centre or call the free hotline 800 11 12 for guidance or through the website <https://Covid19.cv/vacinas/> and fill in the form to report adverse effects following immunization to the Independent Health Regulatory Authority (ERIS).
- Keep the vaccination certificate that serves as proof of vaccination against the COVID-19.
- The booster dose is available for the entire population over 18 years of age who have completed their vaccination schedule for more than 3 months, in two doses.
- The **Nha Card** platform that issues the Covid19 certificate with a booster dose. Request or renew your certificate on the website: [www.nhacard.gov.cv](http://www.nhacard.gov.cv)
- People vaccinated with the first dose and who have already completed 2 months, should look for the vaccination posts to take their second dose of vaccine. To take the booster dose the person must have completed 3 months after taking their second dose

#VacinaçãoCovid19  
#VacinasSalvamVidas

#### Technical Team:

Ministry of Health, Cabo Verde  
National Health Directorate  
National Institute of Public Health, Cabo Verde  
National Health Observatory

Edition e Publication: National Institute of Public Health, Cabo Verde

Contact: Tel.: (00238) 333 11 04 Email: [catarina.veiga@ms.gov.cv](mailto:catarina.veiga@ms.gov.cv)



Ministério  
da Saúde



Organização  
Mundial da Saúde  
Cabo Verde

